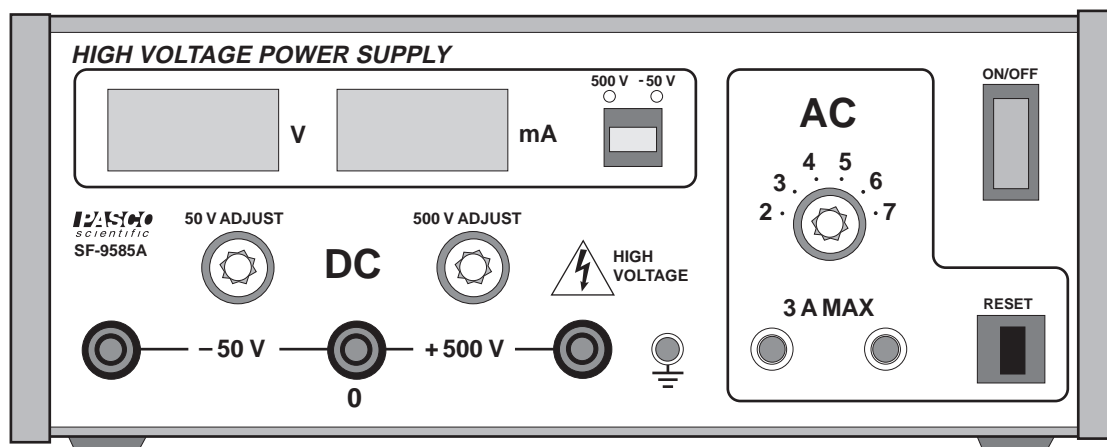


**Instruction Sheet  
for the PASCO  
Model SF-9585A**

# HIGH VOLTAGE POWER SUPPLY



## Introduction

The PASCO scientific Model SF-9585A High Voltage Power Supply provides regulated DC power up to 50 mA in two voltage ranges: 0 to -50 and 0 to 500 volts. The outputs for the two ranges are independently adjustable, though a single terminal is used as the positive terminal for the 50 volt output and as the negative terminal for the 500 volt output. The meters read voltage and current in either range.

In addition, a separate filament voltage supply provides unregulated AC power up to 3 amperes at 2 to 7 volts. Voltage selection for the filament supply is simply a matter of turning the voltage adjustment knob on the front panel to the desired voltage.

## To Use the Power Supply:

### ► CAUTION—HIGH VOLTAGE:

- Play it safe: Always work with a partner.
- Wear rubber soled shoes.
- Work with one hand only. Keep the other hand in your pocket or behind your back.

- ① Plug the power cord into a well-grounded 115 VAC, 60 Hz or 230 VAC, 50 Hz outlet. (See label on rear of unit).
- ② Connect the appropriate output terminals of the power supply to the circuit. (Connecting wires are not provided with the supply.) The -50 and 500 volt ranges, as well as the filament supply, may all be used simultaneously.
- ③ Turn the 50 VOLT ADJUST knob and the 500 VOLT ADJUST knob fully counterclockwise.

© 1994 PASCO scientific

This instruction sheet edited by: Tom Reineking

- ④ Push the upper part of the ON/OFF switch on the front panel to turn on the unit. The switch will light to show that the power is on.
- ⑤ To read the voltage and current between the -50V output terminals push the meter select switch to the -50V position. The LED will light. To read the voltage and current between the 500 V terminals push the meter select switch to the 500V position. The LED will light.
- ⑥ With the meter set for the corresponding range, turn the 50 VOLT ADJUST or the 500 VOLT ADJUST knob to obtain the desired output.

**Specifications**

**DC Output:** 0 to -50 volts and 0 to 500 volts, independently adjustable; up to 50 mA in each range.

**AC Output:** 2 to 7 VAC; up to 3 amperes.

**RIPPLE:** Less than 0.1%, ± 1 Digit

**REGULATION:** Less than 1% variation in output for a combined variation in line and load of up to 10%

► **NOTE:** All output circuits are protected against current overload. If the power supply fails to come on, or if it shuts down during operation because of a current overload, check the fuses on the rear of the supply. If the fuses are blown, replace them only with similarly rated fuses.

**FUSE:** 1 Amp Slo-blo in 115V Models  
500 mA Slo-blo in 230V Models

**Other PASCO Power Supplies**

PASCO scientific offers a variety of rugged, reliable power supplies. From low-voltage, fixed-output supplies to a 6 KV DC supply, all PASCO power supplies are easy to use, ruggedly built, and short circuit protected for long life in the student lab. For information, check the current catalog.

**To Reach PASCO**


For Technical Support call us at 1-800-772-8700 (toll-free within the U.S.) or (916) 786-3800.

email: techsupp@PASCO.com


Tech support fax: (916) 786-3292

**CAUTION**  
RISK OF ELECTRIC SHOCK  
DO NOT OPEN

CAUTION:  
TO PREVENT THE RISK OF ELECTRIC SHOCK, DO NOT REMOVE BACK COVER. NO USER SERVICEABLE PARTS INSIDE. REFER SERVICING TO QUALIFIED SERVICE PERSONNEL.



The lightning flash with arrowhead, within an equilateral triangle, is intended to alert the user of the presence of uninsulated "dangerous voltage" within the product's enclosure that may be of sufficient magnitude to constitute a risk of electric shock to persons.



The exclamation point within an equilateral triangle is intended to alert the user of the presence of important operating and maintenance (servicing) instructions in the literature accompanying the appliance.

**Limited Warranty**

PASCO scientific warrants this product to be free from defects in materials and workmanship for a period of one year from the date of shipment to the customer. PASCO will repair or replace, at its option, any part of the product which is deemed to be defective in material or workmanship. This warranty does not cover damage to the product caused by abuse or improper use. Determination of whether a product failure is the result of a manufacturing defect or improper use by the customer shall be made solely by PASCO scientific. Responsibility for the return of equipment for warranty repair belongs to the customer. Equipment must be properly packed to prevent damage and shipped postage or freight prepaid. (Damage caused by improper packing of the equipment for return shipment will not be covered by the warranty.) Shipping costs for returning the equipment, after repair, will be paid by PASCO scientific.